

JB110 - 4-12 Channel



VIBRATION ANALYSIS HARDWARE

iBOX Single Axis Vibration Switch Box, Fiberglass Enclosure, NEMA 4X (IP66) Rated, Channel Options: 4, 6, 8, 10 and 12

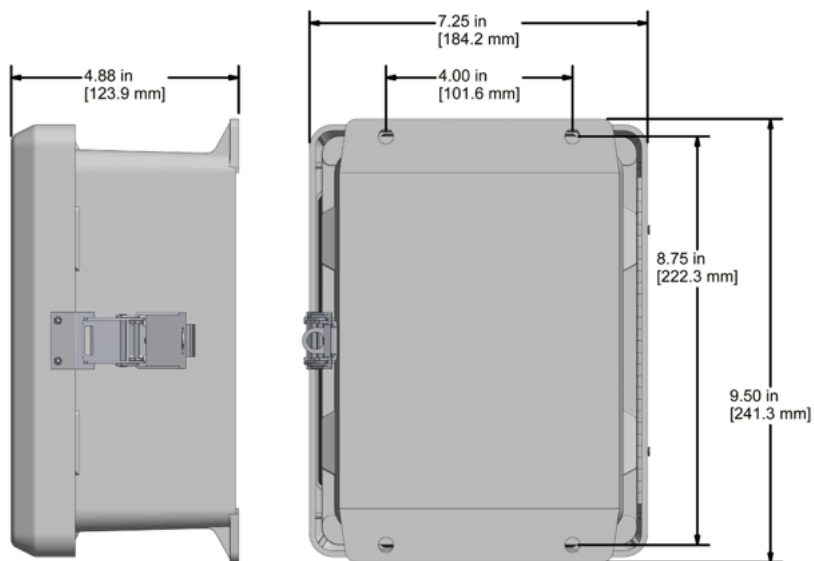


Product Features

Fully featured vibration junction box with IEPE sensor condition indicator lights, and convenient interface with fold-forward panel for easy wiring.

Internally earth grounded for noise reduction




- Includes an IEPE bias indicator light to identify when data is to be collected or to show open and short circuit conditions
- Convenient panel placement for easy user interface and hidden cabling
- Flip down panel allows for convenient wiring to terminal blocks



Specifications

Temperature Range	-58 to 180°F (-50 to 82°C)
Enclosure Material	Fiberglass
Inputs	+, -, Shield
Outputs	BNC Jack and 2 Pin MIL
Continuous Output	Multi-pin connector for interface with online systems (optional, requires JB907-3A)
Channel Options	4, 6, 8, 10, 12
Rating	Nema 4X (IP66)
Door Closure	Snap Latch
Dimensions	7.25 x 9.50 x 4.88 in (184.2 x 241.3 x 123.9 mm)
Cord Grips	Optional
Switch	2 Pole
Bias Indicator	1 Channel
Resistance	Resistant to Hose Directed Fluid and Corrosion

Ordering Information

JB		-			
Enclosure Type		Channels		Input Options (Spring Cage Terminal Blocks)	Input Options (Screw Terminal Blocks)
110 = Single Channel Fiberglass Enclosure		4 = 4 Channels		A = User Defined with Spring Cage Terminal Blocks*	G = User Defined with Screw Terminal Blocks*
210 = Single Channel Stainless Steel Enclosure		6 = 6 Channels		B = Conduit Fitting with Spring Cage Terminal Blocks**	H = Conduit Fitting with Screw Terminal Blocks**
310 = Single Channel Stainless Steel Enclosure, Sloped Top		8 = 8 Channels		C = Nylon Cord Grips with Spring Cage Terminal Blocks	I = Nylon Cord Grips with Screw Terminal Blocks
		10 = 10 Channels		E = BNC Cable Connection with Spring Cage Terminal Blocks	J = BNC Cable Connection with Screw Terminal Blocks
		12 = 12 Channels		N = Nickel-Plated Brass Cord Grips with Spring Cage Terminal Blocks†	K = Stainless Steel Cord Grips with Screw Terminal Blocks†
				S = Stainless Steel Cord Grips with Spring Cage Terminal Blocks†	L = Nickel-Plated Brass Cord Grips with Screw Terminal Blocks†
*No punch cuts are provided in the enclosure for cable entry. User may install any fittings required.					
**For use with conduit.					
†Stainless Steel enclosures only.					

Backed by our Unconditional Lifetime Warranty
www.ctconline.com | sales@ctconline.com | 585-924-5900