



Product Features

50 mV/g General Purpose Sensor

Excellent for Higher g Applications

±100 g, Dynamic Range

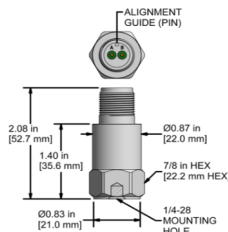
50 mV/g, ±10% Sensitivity

1,0-12500 Hz (60-750,000 CPM)

AC117-1A

2 Pin Connector

Connector Pin	Polarity
A	(+) Signal/Power
B	(-) Common

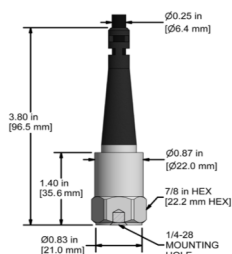


Stock Product

AC117-2C

CB1U3 Integral Cable

Conductor	Polarity
Red	(+) Signal/Power
Black	(-) Common
Shield	Cable Drain Wire

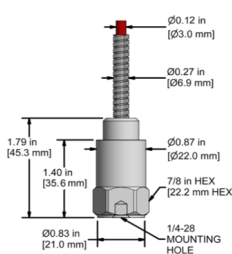


Built To Order

AC117-3C

CB2U6 Armored Integral Cable

Conductor	Polarity
Red	(+) Signal/Power
Black	(-) Common
Shield	Cable Drain Wire

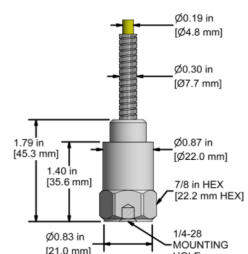


Built To Order

AC117-6C

CB611 Heavy Duty Armored Integral Cable

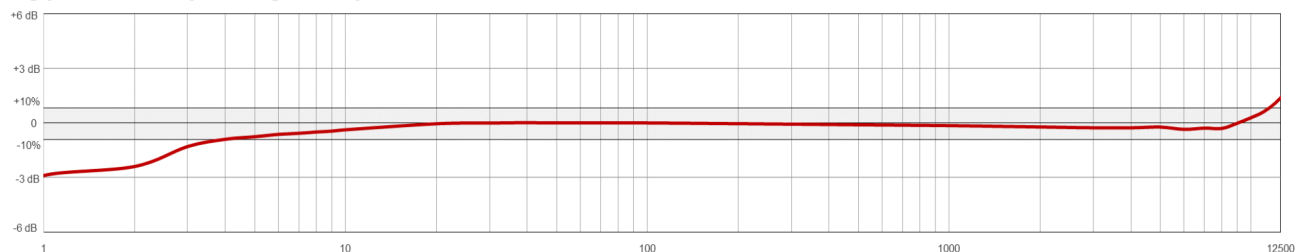
Conductor	Polarity
Red	(+) Signal/Power
Black	(-) Common
Shield	Cable Drain Wire



Built To Order

Specifications	Standard	Metric	Specifications	Standard	Metric
Part Number	AC117	M/AC117	Environmental		
Sensitivity (±10%)		50 mV/g	Temperature Range	-58 to 250°F	-50 to 121°C
Frequency Response (±3dB)	60-750,000 CPM	1,0-12500 Hz	Maximum Shock Protection		5,000 g, peak
Frequency Response (±10%)	240-540,000 CPM	4,0-9000 Hz	Electromagnetic Sensitivity		CE
Dynamic Range		± 100 g, peak	Sealing		Welded, Hermetic
Electrical			Submersible Depth	200 ft.	60 m
Settling Time		<2 Seconds	Physical		
Voltage Source (IEPE)		18-30 VDC	Sensing Element		PZT Ceramic
Constant Current Excitation		2-10 mA	Sensing Structure		Shear Mode
Spectral Noise @ 10 Hz		8 µg/√Hz	Weight	3.2 oz	90 grams
Spectral Noise @ 100 Hz		2.5 µg/√Hz	Case Material		316L Stainless Steel
Spectral Noise @ 1000 Hz		1.7 µg/√Hz	Mounting		1/4-28
Output Impedance		<100 ohm	Connector (Non-Integral)		2 Pin MIL-C-5015
Bias Output Voltage		10-14 VDC	Resonant Frequency	1,380,000 CPM	23000 Hz
Case Isolation		>10 ⁸ ohm	Mounting Torque	2 to 5 ft. lbs.	2,7 to 6,8 Nm
			Mounting Hardware	1/4-28 Stud	M6x1 Adapter Stud
			Calibration Certificate		CA10

Typical Frequency Response



Backed by our Unconditional Lifetime Warranty

www.ctconline.com | sales@ctconline.com | 585-924-5900